

JUNE 2017

DOWNTOWN AT A GLANCE

CENTRAL HOUSTON & DOWNTOWN DISTRICT



- 3 Overview
- 5 Living
- 13 Office Market & Employment
- 17 Hospitality, Tourism,
Culture & Entertainment
- 20 Restaurants & Retail
- 22 Transit



CentralHouston



downtown
district

*This report is updated biannually.

Cover: Market Square Tower

Downtown Houston Overview



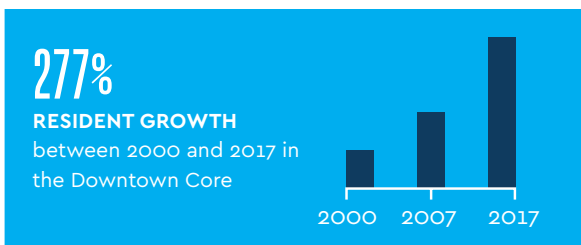
Avenida Houston

An eclectic mix of historic and contemporary infrastructure, convenient transit options, convention and sports venues, an active cultural and arts scene, fine dining and shopping, and thriving residential communities, Downtown Houston is one of the region's most dynamic and vibrant mixed-use urban centers.



The Downtown Core measures 1.84 square miles, bounded by Interstate I-10 on the north, U.S. 69 on the east and I-45 on the south and west, and has the largest concentration of employment in the region, with an estimated 150,000 jobs. It remains the desired business location for prominent companies, offering competitive advantages such as proximity to customers, business and service providers and transit options. A well-established, but constantly evolving business center, Downtown has a wide industry mix and a collaborative, entrepreneurial and innovative environment.

Over the past two decades, more than \$9 billion in public and private investments have been made towards achieving Downtown's vision of a creative and vibrant place to live, work and play. Downtown residents grew by almost 277 percent between 2000 and 2017, spurred by the increasing desire to be closer to work and at



the heart of Houston's premier destination for culture and entertainment. Responding to market demand, developers have delivered over 2,200 residential units in the last two years, and will add more than 1,400 units within the next year. This growth is not limited to the Core. Greater Downtown (a 2-mile radius from the center of downtown) is home to 65,720 household residents, an increase of 34 percent from 2000 to 2015. This urban neighborhood continues to attract families and children: over 59 percent of households are in family households, and more than 11,000 children call the Greater Downtown area home. Walkable, accessible, central and vibrant, Downtown is poised to remain a competitive and sustainable regional economic hub and mixed-use urban center.

Key Facts

LIVING

Greater Downtown (2-mile radius)

Household Population	65,720
Residents with a Bachelor's or Higher Degree	43%

Downtown Core

Residential Units	4,777
Housing Units Under Construction & Planned	2,936
Transit Score	93
Bike Score	77
Walk Score	72
Schools & Universities	7
Higher Education Enrollment	15,299
Average Apartment Asking Rent	\$2,654
Average Home Value	\$489,390

TRANSIT

Annual Houston Airports Passenger Traffic	
2016	55,587,634
YTD-February 2017	8,223,959
Average Weekday Metro Transit Ridership (Bus & Light Rail)	105,000

HOSPITALITY, TOURISM, CULTURE & ENTERTAINMENT

Hotel Rooms	7,300
Hotel Room Occupancy	70%
Average Daily Room Rate	\$183
Theatre District Seating Capacity	13,000
Major Sports/ Concert Venue Capacity	150,000
Convention Seating Capacity	~100,000
Convention Space (SF)	1.9 million

OFFICE MARKET & EMPLOYMENT

Office Space (SF)	50,429,579
Office Occupancy (Class A)	85.6%
Average Asking Rate (Class A; \$ per SF)	\$43.36
Innovation hubs, Co-working & Collaborative Spaces (SF)	205,000
Fortune 500 Companies (Total)	20
Fortune 500 Companies (Headquarters)	9
Total Wage & Salary Jobs (2014)	148,938

RESTAURANTS & RETAIL

Retailers	350
-----------	-----

Downtown Living



One Park Place

QUICK FACTS

Greater Downtown
(2-mile radius)

65,720
Household Population

\$2,654
Average Apartment Rental Rate

35%
Percent Bachelor's Degree or Higher

Downtown Core

5,792
Household Population

4,777
Housing Units Completed

2,936
Housing Units Under Construction & Planned

\$489,390
Average Home Sale Price

93
Transit Score

77
Bike Score

72
Walk Score

Downtown residents are located at the epicenter of activity, steps away from Houston's best entertainment, dining and shopping.

With 4,777 residential units in the Core, 1,482 units under construction, and another 1,454 planned, residents have a variety of options to call home, ranging from historical to contemporary, mid to high-rise luxury apartments and condos. Downtown has experienced exponential growth in residential development, and is expected to add over 5,000 new residents in the next three to five years. Almost 50 percent of residential units-to-date were built within the last three years. Between 2014 and 2019, the number of units is set to increase from 2,899 units to 7,713

units, a 166 percent increase, making Downtown one of the fastest growing residential neighborhoods in Houston. High population growth, competitive rental and occupancy rates and strong home values are indicative of Downtown's growing residential appeal. Downtown attracts young professionals, executives, empty nesters, and those seeking proximity to their jobs, pedestrian-friendly lifestyles and a vibrant urban neighborhood. Downtown's central location and well-developed public transit system provide easy access to top employers

Downtown's walkability means that residents are only minutes away from dining at their favorite restaurant, attending a concert or sports event, or taking their dog for a walk in the park.

and businesses, the city's major airports, and sports and entertainment venues. Downtown's walkability means that residents are only minutes away from dining at their favorite restaurant, attending a concert or sports event, or taking their dog for a walk in the park. Most residents have to look no further than their front door for entertainment and services, as many residential buildings feature street-level retail. Residents enjoy the tranquil setting provided by more than ten parks including the newly transformed Buffalo Bayou Park. Complemented by robust pedestrian

infrastructure (bike lanes and sidewalks), this makes for a green and safe community where individuals and families can enjoy a high quality of life and work.

Hike, bike or kayak along Buffalo Bayou; attend a fitness class at Discovery Green or play Bingo at Market Square Park; watch a Broadway show, ballet production or jazz concert in the Theater District; attend weekly events that bring residents, children, and visitors together. Residents never have a dull moment.



Block 334

Demographics Greater Downtown (2-mile radius)

74,791

Total Population

59%

Family Households

36

Median Age

65,720

Household
Population

34%

Household
Population Growth
2000 - 2014

10,966

Number of Children
[0-18 years]

32,484

Number of
Households

2.16

Average
Household Size

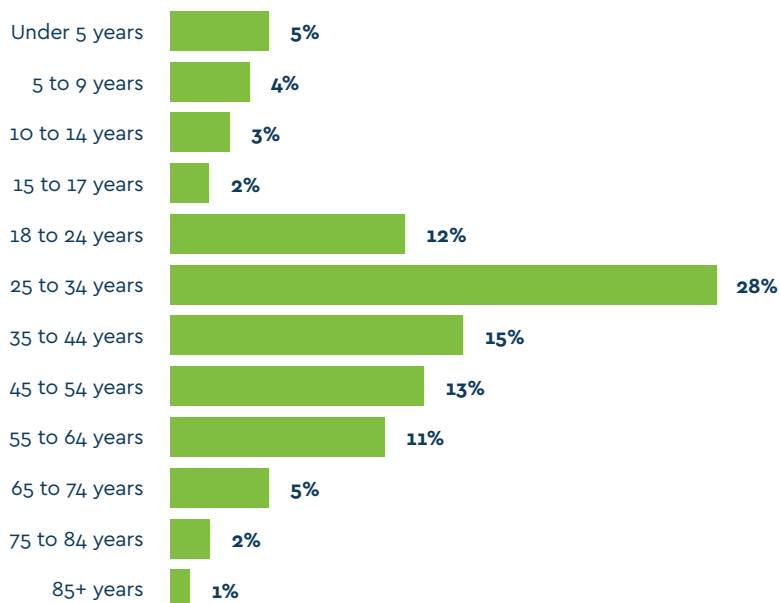
37.5%

Millennials
[20-34 years]

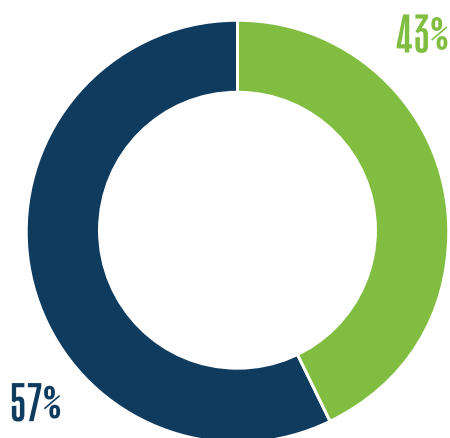
Downtown has a very young population; over 50 percent of the population is 34 years or younger.

Demographics Greater Downtown (2-mile radius)

POPULATION BY AGE

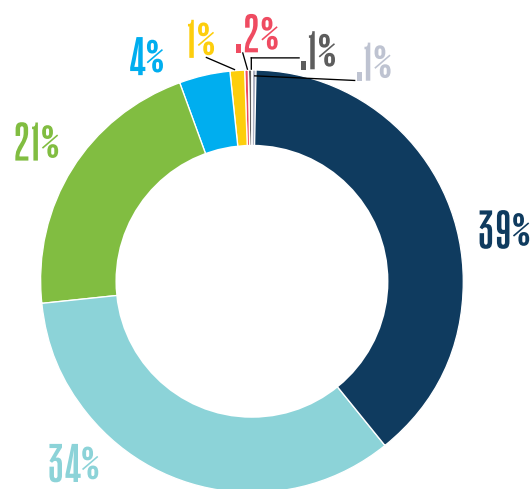


POPULATION BY SEX



Male
Female

POPULATION BY RACE



White
Hispanic/Latino
Black/African
Asian
Two or more races
Other Race
American Indian/Alaskan
Native Hawaiian/Pacific Islander

Income & Education

Greater Downtown (2 mile radius)

\$94,343

Average Household Income

With a difference of over \$20,000, Downtown households have significantly higher average income levels than households in the City of Houston, which average \$74,322, and the national average of \$75,558.

57%

Household Income > \$50,000

Compared to 47% of households in the City of Houston, more than half of Downtown households have incomes exceeding \$50,000. 45% of Downtown households have incomes of \$75,000 or more, compared to 31% in Houston and the national average of 53%.

\$489,390

Average Home Price

Home prices in Downtown Core average \$489,390 or \$357 per SF compared to \$450,978 or \$174 per SF in the City of Houston.

\$2.25

Average Rent per Square Feet

Rental rates in Downtown Core average \$2,654 or \$2.25 per SF compared to \$2,077 or \$1.28 per SF in the City of Houston.

64%

Some College Degree or Higher

Almost two in three adults Downtown have completed some college (including an Associate's degree) or hold a Bachelor's degree or higher, compared to 54% in the City of Houston and the national average of 59%.

43%

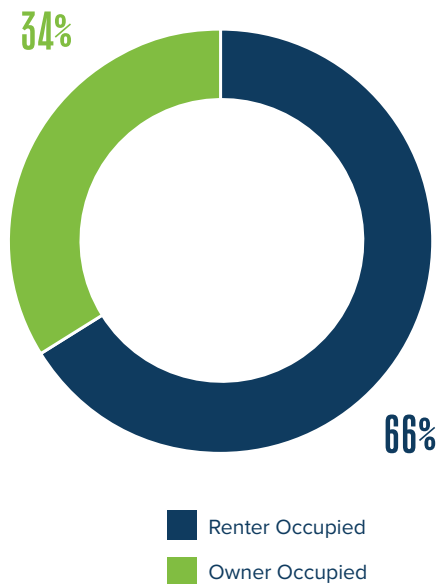
Bachelor's Degree or Higher

Downtown residents have higher levels of education than the average for the City of Houston and the nation, with 43% holding a Bachelor's degree or higher compared to 30% in the City of Houston and the national average of 30%.

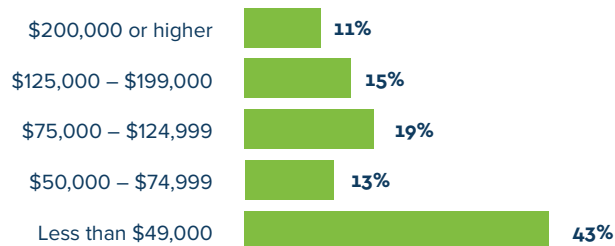
Income & Education

Greater Downtown (2-mile radius)

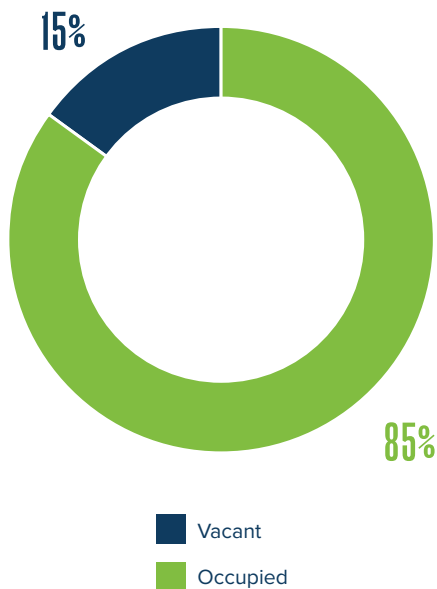
HOUSING TENURE



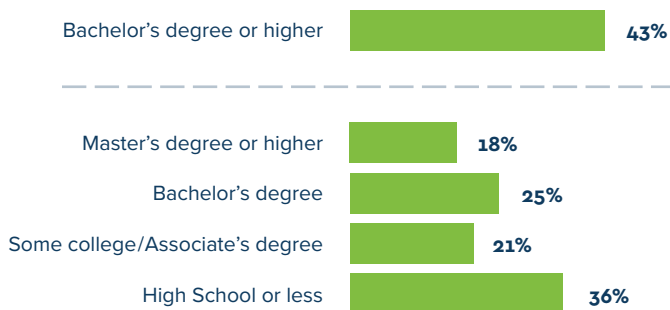
HOUSEHOLD INCOME



HOUSING UNITS – OCCUPANCY RATE



EDUCATIONAL ATTAINMENT



Demographics Downtown Core

10,165

Total Population

3,148

Number of Households

5,792*

Household Population

1.84

Average Household Size

* HDMD Estimate

Demographics 3-Mile Radius

156,529

Total Population

67,384

Number of Households

142,491

Household Population

2.26

Average Household Size

Demographics 5-Mile Radius

383,737

Total Population

155,822

Number of Households

361,146

Household Population

2.43

Average Household Size

Residences Downtown

PROPERTY (EXISTING)	UNITS	PROPERTY (UNDER CONSTRUCTION)	UNITS
1414 Congress	57	1711 Caroline	220
500 Crawford	400	Alexan Downtown	285
Bayou Lofts	108	ARIS Market Square	274
Beaconsfield Condos	18	Catalyst	361
Block 334	207	Eighteen25	242
Byrd's Lofts	5	Marlowe	100
Capitol Lofts	37		
CityView Lofts	57	PROPERTY (PLANNED)	UNITS
Commerce Tower	132	1810 Main—Fairfield Residential	286
Dakota Lofts	53	Block 114—Marquette Companies	304
D'George at Union Station	99	Block 330 & 346—Camden	550
Eller Wagon Works	32	Block 98—Trammel Crow	314
Foley Building	2		
Four Seasons Condominium	106		
Franklin Lofts	62		
Hamilton Street Residence	129		
Hermann Lofts	33		
Hogg Place	79		
Houston House Apartments	394		
Keystone Lofts	31		
Kirby Lofts on Main	65		
Market Square Tower	463		
Marquis Lofts on Sabine	198		
One Park Place	346		
Plaza & Peacock Apartments	32		
Rice Urban Lofts	312		
San Jacinto Lofts	16		
SkyHouse Houston	336		
SkyHouse Main	336		
St. Germain Lofts & Condos	109		
The Star	323		
Tennison Lofts	39		
The Hamilton	149		
White Oak Lofts	12		

Office Market & Employment



Accenture's Innovation Center

QUICK FACTS

150,000

Total Employment (2014)

122,576

Private Sector Jobs

26,362

Public Sector Jobs

50,429,579

Total Office Space (SF)

33,366,066

Class A Office Space (SF)

85.6%

Class A Occupancy

\$43.36

Average Class A Lease Rate

24%

% of Total Houston Office Space

20

Fortune 500 Companies (total)

9

Fortune 500 Companies (Headquarters)

A Downtown Houston business address means you are in the region's largest Central Business District (CBD), home to local, regional and multinational companies, and industry leaders in energy, finance and professional services

Downtown is headquarters to several prominent firms, including nine Fortune 500 companies. One of the biggest contributors to the region's economy, Downtown's 3,000-plus businesses are housed in over 50 million square feet of office space, distributed across some of Houston's most iconic historic and modern office buildings. Downtown's skyline features architecturally distinctive buildings that showcase the works of world-renowned architects such as I.M. Pei and Philip Johnson. Recognizable landmarks include the Italian renaissance-style Neils and

Mellie Esperson buildings and The JP Morgan Chase & Co building, the tallest building in Texas and the world's tallest pentagonal building. One of the ten largest CBDs in the nation, Downtown accounts for close to a quarter of Houston's Class A office space.

From traditional office floors to contemporary co-working spaces, the Downtown office market features a variety of options to suit different corporate cultures. Downtown remains a top competitor in the regional office market, constantly evolving with demographic and workforce trends.

MAJOR PRIVATE SECTOR EMPLOYERS IN DOWNTOWN

Accenture
 Chevron Corporation
 CenterPoint Energy
 Deloitte LLP
 Enterprise Products Partners LP
 EOG Resources Inc.
 Ernst & Young LLP
 Hess Corporation
 Hilton Americas-Houston
 JPMorgan Chase
 KBR
 Kinder Morgan
 KPMG LLP
 Landry's Inc.
 LyondellBasell Industries
 NRG/Reliant Energy
 PricewaterhouseCoopers LLP
 St. Joseph Medical Center
 TransCanada
 United Airlines
 Waste Management, Inc.
 Wells Fargo

Downtown's growing network of technology incubators, co-working, and collaborative spaces, including Station Houston, Brookfield Properties' Design-Hive, Accenture's Innovation Center and Houston's first WeWork location, foster innovation and growth, and demonstrate commitment to creating an underlying environment for a growing community of entrepreneurs and innovators to thrive. New office construction and recent renovations also emphasize flexibility, innovation, collaboration and sustainability. Downtown leads green efforts in the region, with just under 60 LEED certified projects totaling 46.62 million square feet, including two LEED Certified Core and Shell Platinum buildings, and 42 Energy Star Certified buildings.

Downtown has the largest concentration of workers in the Houston region, attracting some of the most qualified employees from around the nation and the globe. Compared to the city and national averages of 28 percent and 29 percent, respectively, 30 percent of Downtown employees have a Bachelor's degree or higher, and almost 70 percent have some college or higher degree. Downtown currently boasts 150,000 employees, 82 percent of which work in the private sector,

but also lead entrepreneurial ventures and small businesses. Regional offices of US government agencies, and federal and municipal courthouses, draw over 26,000 employees daily, and millions of users of public services to Downtown, making it one of the city's largest public administration centers. About 73 percent of the Downtown workforce earns more than \$3,333 a month, compared to regional and national averages of 52 and 44 percent, respectively. As the region continues to experience the nation's largest influx of millennials, Downtown is set to welcome a growing number of entrepreneurs, independent professionals and small business owners, further diversifying its employee and industry base.

Business executives, young professionals and their clients are only walking distance from an array of business support services and much coveted quality of life amenities, including high-end and fast casual restaurants, luxury hotels and event centers. Well-established public transit, innovative mixed-use spaces, acres of landscaped and programmed outdoor spaces and the live-work-play and 24-7 vibrancy of Downtown make it the top choice for businesses and their employees.

WeWork Chelsea NYC



Employment Downtown Core

150,000

Total Wage & Salary Jobs

Downtown has the largest concentration of employees in the Houston region.

73%

Workforce Earning > \$3,333/month

Over 70% of the Downtown workforce earn more than \$3,333 per month, compared to the city and national averages of 54% and 44% respectively.

82%

Percent Private Sector Jobs

The private sector employs over 80% of the Downtown workforce. Downtown is also a major government center, providing over 26,000 public sector jobs.

68%

Workforce with some College or higher

68% of the Downtown workforce have completed some college, or have a Bachelor's degree or higher, compared to 59% in Houston and the national average of 61%.

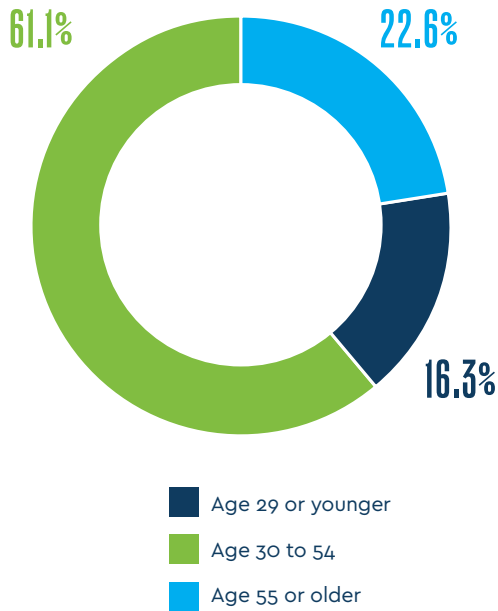
36%

Workforce with Bachelor's or advanced degree

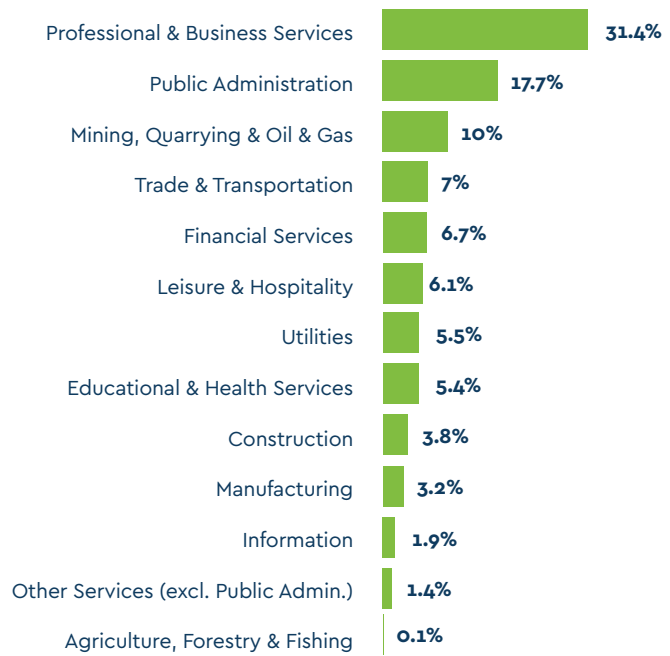
More than a third of the Downtown workforce have a Bachelor's degree or higher, compared to 28% in Houston, and the national average of 29%.

Employment Downtown Core

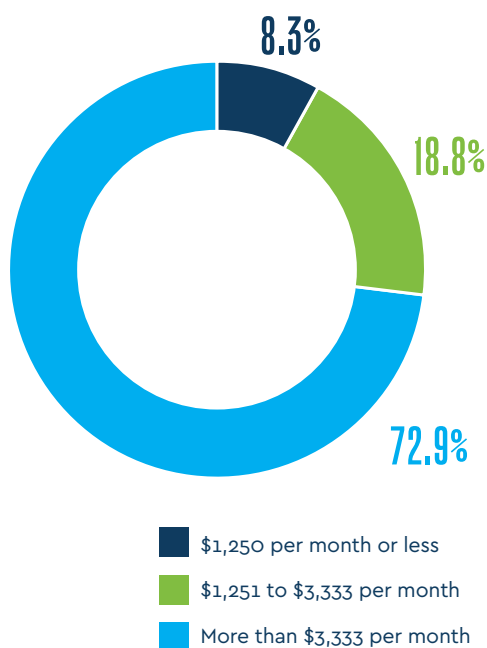
WORKFORCE BY AGE



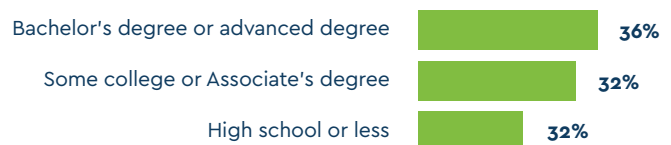
WORKFORCE BY INDUSTRY



WORKFORCE BY EARNINGS



WORKFORCE BY EDUCATIONAL ATTAINMENT



Hospitality, Tourism, Culture & Entertainment

QUICK FACTS

~10 million
Visitors—Downtown

20.5 million
Visitors—Houston

1.9 million
Convention Space (SF)

628,013
Convention Center Attendees

\$253 million
Economic Impact of
Convention Center

\$562
Average Attendee Expenditure

22
Hotels

7,300
Hotel Rooms

13,000
Theater District Seats

150,000
Major Sports/Concert Venue seats

9
Major Performing Arts Organizations

55.6 million
Houston Airports Passenger Traffic



Marriott Marquis

Downtown is Houston's prime entertainment district. Over ten million people visit Downtown annually for conventions, meetings, baseball and basketball games, theater, concerts and Houston's massive civic events.

In the first two months of 2017 alone, Downtown welcomed over 1 million visitors during SuperBowl LI. Downtown is home to the 1.9 million square foot George R. Brown Convention Center, one of ten largest convention centers in the nation, that draws over half a million attendees annually for conventions, meetings, trade shows and other events. Downtown remains among the premier locations for national and global sports tournaments and related-events, including most recently Super Bowl LIVE, the nine-day fan festival at Discovery Green, featuring live music and performances, Houston's favorite food selections, interactive exhibits, and NASA's Future Flight—a virtual reality trip to Mars. Three major sports and

entertainment venues draw millions of major league sports fans, and local and international visitors for concerts and touring shows. Toyota Center, home to the NBA's Houston Rockets, seats up to 18,000 and hosts over 100 events annually; Minute Maid Park, home to the Astros, has a seating capacity of 40,963; and BBVA Compass Stadium, home to MLS's Houston Dyanmo, Houston Dash and Texas Southern University Tigers football team, seats 22,039.

Downtown already has a busy line-up of major international events for the rest of 2017. This summer, the BBVA Compass Stadium will be hosting the CONCACAF Gold Cup tournament, one of the world's largest intercontinental soccer events,

DOWNTOWN HOTELS

Aloft Hotel Downtown
 Club Quarters
 Courtyard Marriott Houston
 Doubletree Houston Downtown
 Embassy Suites Houston Downtown
 Hampton Inn
 Hilton Americas Houston
 Holiday Inn
 Holiday Inn Express & Suites
 Homewood Suites
 Four Seasons Hotel Houston
 Hotel Icon Autograph Collection
 Hyatt Regency Houston
 JW Marriott
 Lancaster Hotel
 Magnolia Hotel Houston
 Residence Inn Houston Downtown
 The Sam Houston Hotel
 SpringHill Suites
 The Whitehall
 Westin Houston Downtown
 Marriott Marquis Houston
 Hotel Alessandra**
 Le Meridien**
 AC Hotel by Marriott***

**opening 3Q 2017

***planned for 1Q 2018

for the third consecutive edition of the tournament. Downtown's Toyota Center will be hosting the 2020 Division I Men's Basketball Regionals. After a nearly 30 year absence from the U.S., the World Corporate Games will be held in Houston in November, including a parade at Discovery Green, fan parties across Downtown, and the closing awards at the Marriott Marquis. Fans and event attendees are never short of staying entertained, with Downtown's diverse range of entertainment options, hotels and restaurants, all within walking distance.

Whether traveling for business or leisure, visitors enjoy the genuine southern hospitality and feel right at home in one of Downtown's 7,300 luxury rooms in 22 hotels. The new iconic 1,000-room Marriott Marquis is connected to the George R. Brown Convention Center via skybridge. It features a one-of-a-kind 530-foot-long Texas-shaped lazy river and a rooftop infinity pool that provide stunning views of the downtown skyline and Houston's largest (39,000 SF) ballroom. In response to the high demand for hotel rooms, boasting an average occupancy rate of 70 percent,

developers are set to deliver another 480 rooms by the end of 2017, with another 185-plus rooms planned for 2018. Downtown will have almost 8,000 rooms in 26 hotels by 2018. Downtown caters to both short and extended stay visitors in a variety of hotel types and styles, ranging from some of the largest global 5-star brands, including Marriott Marquis, Hilton, JW Marriott and Hyatt, to boutique hotels, such as Aloft, Hotel Icon and The Whitehall.

A record number of 765,401 convention nights were booked in 2016 for future years, breaking the 2015 record of 732,967 room nights, and representing a 34 percent increase from 2014. In addition, 431 conventions and meetings were booked in 2016 that drew 628,013 attendees, with an economic impact of \$253 million. Robust convention activity and Downtown's increasing attraction as the location of choice for major sporting events and cultural attractions have contributed to the significant increase in Houston's domestic and international airport passenger traffic, and Houston's position as the second-fastest growing destination in the U.S. for

Alley Theatre



The renovated George R Brown Center, the new restaurant row and pedestrian promenade on Avenida Houston, the addition of the Marriott Marquis, and the national attention Discovery Green continues to receive, have put Downtown at the center of the map as a major tourist and convention destination.

overseas travelers. Over 55 million passengers passed through Houston's domestic and international airports in 2016. Houston hosted a record 20.5 million visitors, up 17 percent from 2015, contributing \$16.4 billion to the local economy. Among other accolades, Houston was ranked number six on TripAdvisor's Travelers' Choice Top Trending Travel Spots to Book for 2017 in its Annual Travelers' Choice Destinations on the Rise Awards. Houston was also named on Forbes Travel Guide's "12 Top Destinations of 2017," and the city was ranked No. 7 on the U.S. News & World Report's list of "Best Foodie Destinations in the USA." The renovated George R Brown Center, the new restaurant row and pedestrian promenade on Avenida Houston, the addition of the Marriott Marquis and the national attention Discovery Green continues to receive, have put Downtown at the center of the map as a major tourist and convention destination.

Downtown's Theater District is the second largest performing arts district in the nation, next to New York City, featuring nine award-winning and internationally acclaimed performing arts organizations and several smaller ones, and over 13,000 seats.

Audiences enjoy performances in theater, opera, ballet, and symphony at the four major performing arts venues—Jones Hall, Wortham Theater Center, Alley Theatre and the Hobby Center for the Performing Arts.

Thanks to the tremendous growth of Downtown over the past 20 years, thriving adjacent neighborhoods have developed and are within walking distance or an easy ride away on METRORail from Downtown. The Museum District is home to 19 museums plus Hermann Park and the Houston Zoo; EaDo is a quirky neighborhood with a mix of restaurants, bars, breweries and the famous Ninfa's on Navigation; and Washington Avenue and Midtown are both booming commercial and residential neighborhoods.

Spend a day touring Houston's outdoor history museum at Sam Houston Park or Saint Arnold Brewing Company (Texas' oldest craft brewery); watch a performance in the Theater District; visit the aquarium with the kids; enjoy a meal and a concert at Bayou Place. There is certainly no shortage of things to do or attractions to see around Downtown.

Minute Maid Park



Restaurants & Retail



Local Foods

6.5 mile
Tunnel System Connects Over
65 Buildings

300 +
Restaurants, Coffee Shops
and Bars

Featuring award-winning restaurants, Downtown offers some of the best dining in the city.

From contemporary French to Vietnamese, Southern, Italian, Japanese, South African and American cuisines, and some of the best steak houses in Houston, Downtown's booming culinary scene celebrates international flavors. Downtown boasts over 300 restaurants, coffee shops and bars in close to 2 million square feet of retail space, including prominent restaurants such as Xochi, Potente and Local Foods. Whether you are grabbing a quick bite or dining formally with business associates, Downtown's variety of cuisine choices suit individual tastes, schedules and lifestyles. Visitors, residents and employees can also enjoy outdoor seating available in over 20 percent of restaurants and cafes. Many convenience and fast casual restaurants and

shops are also located in Downtown's intricate 6.5-mile tunnel system that connects over 65 buildings.

Phoenicia Specialty Foods Grocery Store, a 35,000 square foot gourmet food market in the heart of Downtown, features over 10,000 products from more than 50 countries, in addition to offering prepared foods, catering and delivery services to Downtown residents and visitors. Hundreds of other retailers and service providers are within walking distance, and several major grocery stores are also available within a 2-mile radius.

The Shops at Houston Center and GreenStreet, located in Downtown's Shopping District, are home to major retail brands like Forever XXI, JoS. A. Banks,

Dress Barn and several smaller merchandise retailers. GreenStreet's three block mixed-use shopping, entertainment and dining center provides visitors, employees and residents with a complete experience and includes blockbuster tenants such as House of Blues, Lucky Strike Lanes, McCormick & Schmicks and local eatery Guadalajara del Centro. Ground floor retail, including boutique stores and restaurants, are located at street level in both commercial and residential buildings throughout Downtown.

The new Convention District includes the newly designed Avenida Houston tailored to foot traffic, featuring restaurants including local favorites such as Pappadeaux and Grotto; Joe O'Connell + Creative Machine's Wings Over Water, a monumental 30-foot interactive kinetic winged-sculpture; the renovated George R. Brown Convention Center; Discovery Green park; Hilton Americas-Houston; and the new Marriott Marquis hotel. This newest dining, entertainment and arts district was the epicenter of the 2017 SuperBowl LIVE festivities and the NFL Experience.

A favorite destination for downtowners and visitors alike, Historic Market Square is located on the northern edge of Downtown. Historic building facades line the streets, and with a high concentration of residential buildings, Historic Market Square feels like a neighborhood despite the skyscrapers just a few blocks away. Local up-and-coming and award-winning chefs and entrepreneurs have chosen Historic Market Square to open their unique and incredibly popular concepts. Bars, small live music venues and boutique hotels round out this charming district.

Historic building facades line the streets, and with a high concentration of residential buildings, Historic Market Square feels like a neighborhood despite the skyscrapers just a few blocks away.

Phoenicia Specialty Foods Grocery Store



Transit



Red Line/Main Street Square

Approximately 105,000 passengers transit through Downtown on a daily basis.

A network of integrated multi-modal transit systems provides convenient travel options for several hundred thousand employees and visitors commuting in and out of Downtown daily. A major transit hub for METRO Local Bus, Park & Ride, and Light Rail, over 105,000 passengers transit through Downtown on a daily basis. Downtown is strongly committed to environmental sustainability. 'Green' transportation options, including Houston's BCycle bike share program and Downtown's free circulator Greenlink, along with an extensive network of sidewalks and a growing number of bicycle lanes, provide commuters with alternative transit options and reduce car dependency. A 2013 commuter survey revealed that approximately 32

percent of Downtown employees use public transit and another 11.2 percent use alternative modes to get to work, compared to only 2.4 percent public transit users in the Houston region. The Greenlink monthly ridership averaged 20,459 year-to-date.

Getting around Downtown has never been easier and safer. Rent a bicycle for an hour or a day from Houston BCycle to explore Downtown, ride along the Bayou, or run errands. Hop on a Greenlink-bus, a free, environmentally-friendly bus fleet that runs on Compressed Natural Gas, and connect to dozens of attractions and destinations. Walk around Downtown on the wide, beautifully paved and landscaped sidewalks, using wayfinding signs for easy navigation.

Sources: U.S. Census Bureau, 2015 American Community Survey (ACS) 4-year Data; U.S. Census Bureau, Longitudinal Employer-Household Dynamics (LEHD); HAR.com; Houston Convention and Visitors Bureau, 2017; Houston Downtown Management District (HDMD)/ Central Houston, Inc. (CHI); CoStar; JLL.

Please contact Central Houston or Downtown District with any questions you may have:

Robert Lung

Director of Economic Development
rlung@centralhouston.org

Angie Bertinot

Director of Marketing
angie@downtowndistrict.org

Uchenna Onuzo

Research Manager
uchenna@centralhouston.org

Will Matthews

Business Development Manager
will@centralhouston.org

centralhouston.org

downtowndistrict.org



RESOURCES

[Downtown Development Map](#)

[Bird's-eye-view Map](#)

[Downtown Parking Map](#)

Sign up for our weekly newsletter [The List!](#)